


Machining Titanium

Losing the Headache by Using the Right Approach (Part 3)



Author Biography



Brian List

Research & Development Team Leader

Brian List currently leads the research and development group at Makino (Mason, Ohio). He has 14 years of experience in aerospace, automotive and high production process applications.

Quick Review

The unique characteristics of Ti 6Al-4V titanium (more commonly known as “Grade 5”) include:

- High tensile strength—Ti 6Al-4V’s strength nears that of stainless steel, requiring high cutting forces.
- Low thermal conductivity—Heat does not readily transfer into the chip but rather flows into the cutting tool, which makes the cutting edge very hot during the machining process.
- High modulus of elasticity—Titanium is very “springy.” For a given force, it will deflect more than steel, which results in a higher likelihood of vibration, chatter, and poor chip formation.
- Shear mechanism—Titanium requires a sharp cutting edge to cut the material and avoid tearing and smearing, which will quickly lead to tool failure.

Working with Other Titanium Alloys

The majority of global titanium production is of the Ti 6Al-4V alloy. However, a manufacturing facility with skills in machining titanium is eventually going to find itself presented with the challenge of working with other types of titanium alloys as well—and using cutting parameters and guidelines that were developed specifically for Ti 6Al-4V can create problems when working with these other materials. Common issues include tool breakage, unproductive machining, or even expensive scrap parts and machine damage.

The conventional wisdom is that alloys other than Ti 6Al-4V require the surface speed to be reduced by 30-50%. (If you thought machining titanium was slow at 50 m/min (165 sfm), wait until you start machining at 25-35 m/min (82-115 sfm). The reduced speed can be a particularly unwelcome surprise if

your sales engineer accidentally quoted the project based on conventional titanium processing speeds.)

In this paper, we are going to investigate and challenge the reduce-the-surface-speed assumption. Spoiler alert: sometimes it’s proven correct and sometimes it’s not

Characteristics of Other Titanium Alloys

Let’s examine how the characteristics of titanium change from alloy to alloy. The first three troublesome characteristics—material strength, modulus of elasticity, and thermal conductivity—are easily quantifiable from the basic material properties table in Figure 1.

Grades 1 through 4 are often referred to as the “Commercially Pure” (CP) grades of titanium. For these four grades the lower the grade number, the lower the strength and the higher the ductility. In fact, for the two lowest grades (Grade 1 and Grade 2); the ultimate tensile strength approaches that of aluminum.

Figure 2 shows the chemical composition by weight of each titanium alloy. For Grades 1 through 4, the differences come primarily from small changes in the low levels of oxygen, iron, and nitrogen in the alloy. Even very slight changes in the levels of impurities have a significant impact on the tensile strength and ductility.

Chemical Structures of Titanium Alloys

Grades 1 through 4 titanium exist in what is called the alpha state, which is a close-packed hexagonal structure.

Ti 6Al-4V (Grade 5) has a 6% by weight addition of aluminum and a 4% by weight addition of vanadium. These alloying elements significantly change some

	Grade 1	Grade 2	Grade 3	Grade 4	Ti6Al4V	Ti 5553	Ti 10-2-3
Density (g/cc)	4.51	4.55	4.5	4.51	4.43	4.64	4.82
UTS (MPa)	240	345	440	550	950	1310	1117
Yield Strength (MPa)	170-310	275	377-520	480-552	880	1364	1048
Modulus of Elasticity (GPa)	105.0	105.0	105.0	105.0	113.8		
Thermal Conductivity (W/m-K)	16.0	16.4	19.9	17.2	6.7		7.8

Figure 1. Material Properties of Seven Titanium Alloys

	Grade 1	Grade 2	Grade 3	Grade 4	Ti6Al4V	Ti 5553	Ti 10-2-3
C	Max 0.1	Max 0.1	Max 0.1	Max 0.1			Max 0.05
Fe	Max 0.25	Max 0.3	Max 0.3	Max 0.05	Max 0.25	Max 0.5	2
H	Max 0.015	Max 0.015	Max 0.015	Max 0.015			Max 0.015
N	Max 0.03	Max 0.03	Max 0.05	Max 0.05			Max 0.05
O	Max 0.18	Max 0.25	Max 0.35	Max 0.4	Max 0.2		Max 0.13
Ti	99.5	99.2	99.1	99.0	90.0		
Al	-	-	-	-	6	5	3
V	-	-	-	-	4	5	10
Mo	-	-	-	-	-	5	-
Cr	-	-	-	-	-	3	-

Figure 2. Chemical Composition by Weight of Seven Titanium Alloys

key characteristics of the alloy. When aluminum and vanadium is added to Ti 6Al-4V, it is able to undergo a heat-treatment process that changes some of the metal to a different phase, known as beta, which is a body-centered cubic structure. Not all of the structure is changed to beta; rather, Ti 6Al-4V exists as a mix of alpha and beta states.

The alpha-beta mix of Ti 6Al-4V provides part designers with an increase in material strength without a loss of material flexibility. The disadvantage to machinists, however, is that the mix lowers the thermal conductivity. This, combined with the increase in strength, makes the machining of Ti 6Al-4V more difficult compared to commercially pure titanium.

Ti-5Al-5V-5Mo-3Cr (commonly known as Ti 5-5-5-3) and Ti 10V-2Fe-3Al (commonly known as Ti 10-2-3) have alloying elements that increase the affinity of the material for the beta state. These alloys are known as beta-structure alloys.

Machining Ti 5-5-5-3 and Ti 10-2-3

As can be observed by the gaps in the material properties chart (Figure 2), accurate material property information can be very difficult to find for special aerospace alloys Ti 5-5-5-3 and Ti 10-2-3. One reason for this is that materials are made in low quantities; another is that information is often proprietary and thus not available to manufacturers.

Due primarily to the higher strengths of these two beta-structure alloys, machinists must run cutting tools at much lower surface speeds and

tool engagements in order to preserve tool life and avoid expensive tool fracture and part damage. The negative reputation of these alloys has fueled the perception that when machining any alloy other than Ti 6Al-4V, it is necessary to reduce surface speed and tool engagements.

Machining Grade 2 Titanium versus Ti 6Al-4V

Grade 2 titanium, as compared to Ti 6Al-4V, has 2.4 times the thermal conductivity. This increase in thermal conductivity means it will transfer heat into the chip and material at a higher rate, which will help keep the cutting-tool edge from overheating during the machining process.

Additionally, the lower tensile strength of Grade 2 titanium means that far less spindle power will be required. So despite the commonly held belief that surface speed needs to be reduced when machining alloys other than Ti 6Al-4V, the material properties of Grade 2 titanium indicate that it could actually be machined at a higher rate.

Makino R&D performed several test cuts in Grade 2 titanium, specifically aimed at testing this belief and quantifying the magnitude of the difference in tool life and cutting forces between Ti 6Al-4V and Grade 2 titanium.

Tool-Life Testing in Grade 2 Titanium

Standard testing has shown that a small 20 mm end mill will last about 60 minutes when machining Ti-6Al-4V, while running at the following parameters:

Surface Speed (V_c)—50 m/min (165 sfm)
 Chip Load (F_z)—0.08 mm/tooth (0.0031 in./tooth)
 Radial Engagement (A_e)—16 mm (0.63 in.)
 Axial Engagement (A_p)—2 mm (0.078 in.)

This tool-life test used a very small axial engagement because as long as the machining is stable (meaning there is no vibration), the axial engagement does not affect the tool life. Therefore, a low axial-engagement test-cut will reveal the tool life while minimizing the material consumed during the test.

End of tool life, for this test, was defined as 0.2 mm (0.008 in.) of flank wear on an insert. Generally, after 0.2 mm (0.008 in.) of flank wear, the insert wear is accelerated and the remaining cutting edge degrades rapidly.

This same test was repeated for Grade 2 titanium to see what affect the reduced strength and higher thermal conductivity would have on the tool life and productivity trade-off. The goal of the test was to increase the surface speed in an attempt to match the 60 minutes of tool life. Figure 3 illustrates the tool life achieved by machining Grade 2 titanium across four different surface speeds.

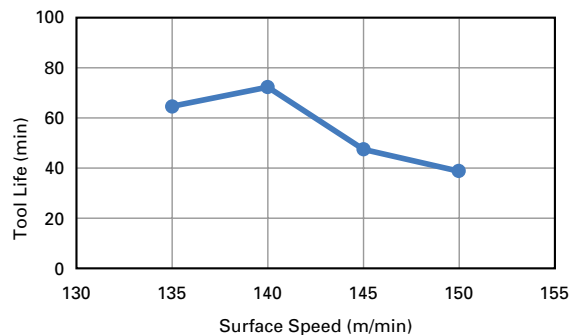


Figure 3. Tool Life in Grade 2 Titanium

As expected, the tool life trended down as the surface speed was increased. However, since the graph above is not perfectly linear, it reflects that there is variation in cutting-tool life. Figure 3 shows the tool life for 145 m/min surface speed to be 60 minutes.

Based on the findings of this test, a safe starting point for programming a Grade 2 titanium part would be to increase the roughing from 50 m/min used for

Ti 6Al-4V to 145 m/min, which is a 2.9-time increase in cutting speed and productivity. However, the gains don't stop there.

Cutting-Force Testing in Grade 2 Titanium

The lower tensile strength of Grade 2 titanium also provides an opportunity to take larger depths of cut as well. In order to determine the magnitude of the differences in the cutting forces, Makino R&D took cutting-force data previously measured on Ti 6Al-4V (see Machining Titanium, Part 2—The Baffling Issue of Tool-Bending Moment) and repeated that test on Grade 2 titanium.

The cutting forces shown on the following chart were measured on a Kistler Dynamometer. A 76.2-mm (3.0-in.) diameter stacked cutter made by Walter was used for the test. All machining passes consistently used the full 76.2 mm (3.0 in.) axial depth of the tool and fed at 0.1 mm (0.004 in.) per tooth. The radial engagement was varied from 5 to 25 mm, and the cutting speed was varied around the surface speed, which achieved about 60 minutes of tool life.

This machining test provided 25 pieces of data for Ti 6Al-4V, and 25 pieces of data for Grade 2 titanium.

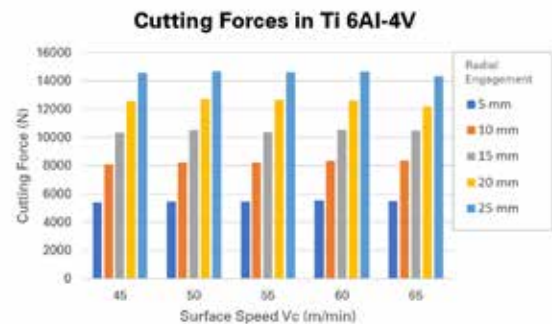


Figure 4. Cutting Forces in Ti 6Al-4V

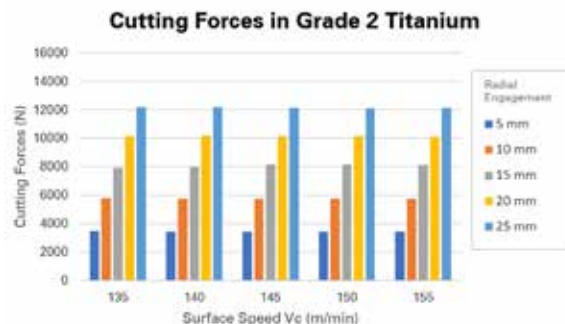


Figure 5. Cutting Forces in Grade 2 Titanium

When looking at these charts, it is important to point out that increasing the surface speed does not increase the cutting force for either Ti 6Al-4V or Grade 2 titanium. In fact, increasing the surface speed actually slightly decreases the cutting forces. Since the decrease is so small, we can disregard it for the sake of this analysis and keep our focus on the cutting forces for 50 m/min (165sfm) in Ti 6Al-4V and 145 m/min (475 sfm) in Grade 2 titanium.

For both sets of data, the cutting forces increase as radial engagement increases. It is interesting to note that changing to Ti 6Al-4V does not decrease cutting forces for each corresponding radial engagement by a consistent percentage as one might expect. Rather, it is as though the entire chart for Grade 2 Titanium is shifted approximately 2000 N lower than the Ti 6Al-4V chart. The chart in Figure 6 plots the reduction in cutting forces observed when a change is made from Ti 6Al-4V to Grade 2 titanium.

A Consistent Shift in Cutting Forces

As shown in Figure 6, taking the same cut in Grade 2 titanium versus Ti 6A-4V reduces the cutting forces approximately 2000-2400 N. By convenient coincidence in this test, increasing the radial engagement of the 76.2-mm (3-in.) diameter alter cutter by 5 mm increased the cutting forces by about 2000 N (see Figure 5).

Therefore, by using the same tool with the same 0.1 mm (0.004 in.) feed-per-tooth and the same 76.2-mm (3- in.) axial engagement, a programmer can expect to be able to machine Grade 2 titanium with a radial engagement that is 5 mm higher than the standard Ti 6Al-4V alloy—without increasing the cutting forces relative to cuts taken on Ti 6Al-4V.

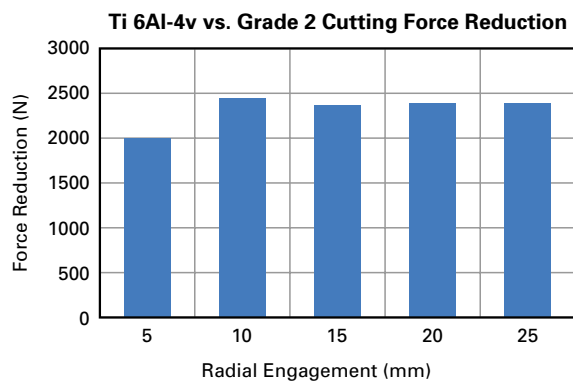


Figure 6. Ti 6Al-4V versus Grade 2 Cutting Force Reduction

In Conclusion

As previously, discussed, the material tensile strength of Grade 2 titanium is about one-third of Ti 6Al-4V, and the thermal conductivity is about 2.5 times higher. These strength and thermal conductivity characteristics indicated that Grade 2 titanium could be machined faster than Ti 6Al-4V.

However, without the tool-life and cutting-force analysis performed by Makino, this comparison would be impossible to accurately assess. Increasing the radial engagement by 5 mm increases the productivity between 20% and 100%, depending upon the original radial engagement. This higher radial engagement, combined with a surface-speed increase of about 2.9 times, means that Grade 2 titanium can be processed at rates substantially faster than Ti 6Al-4V. Neglecting these realities can be the difference between winning or losing a project—and making or losing money.

Resources

Visit us on the web
www.makino.com

Read true stories from real-world
aerospace manufacturers
www.radical-departures.net

See more at
www.makino.com/library



7680 Innovation Way
Mason, Ohio 45040-8003
800.552.3288

